

Public Service Announcement



## Boating Emergencies




Provided by your

**Metcalfe County Emergency Management Office**









### Know How to Call For Help When Boating

Do I use my marine radio or wireless phone when calling for emergency help? Wireless phones may be used to call 911 during a boating emergency. A wireless telephone is an excellent backup communications device. However, a wireless telephone is not a substitute for a VHF-FM marine radio. A marine radio has several distinct advantages over a wireless phone. With the relative low cost and compact size of a marine radio, any boater on any size craft (including canoes and kayaks) should carry a radio.

A marine radio:

-  Is waterproof
-  Provides immediate notification of distress to any vessel listening on that channel which means quicker assistance.
-  Allows for rescue units to hone in on transmission.

To ensure your safety and the safety of others:

-  Make sure radio is on and turned to VHF Channel 16.
-  Press microphone button and clearly say: "MAYDAY, MAYDAY, MAYDAY, THIS IS..." (Give the following information: vessel name and/or description type, color, and length).
-  Position and/or location.
-  Nature of emergency.
-  Number of people on board.
-  Release microphone button briefly.
-  Wait for 10 seconds. If no answer, repeat the MAYDAY call.
-  Follow directions and provide information requested by the rescue agency. If situation permits, stand by the radio for further communication with the Coast Guard or another vessel.

